

BESPOKE LEATHER LINE

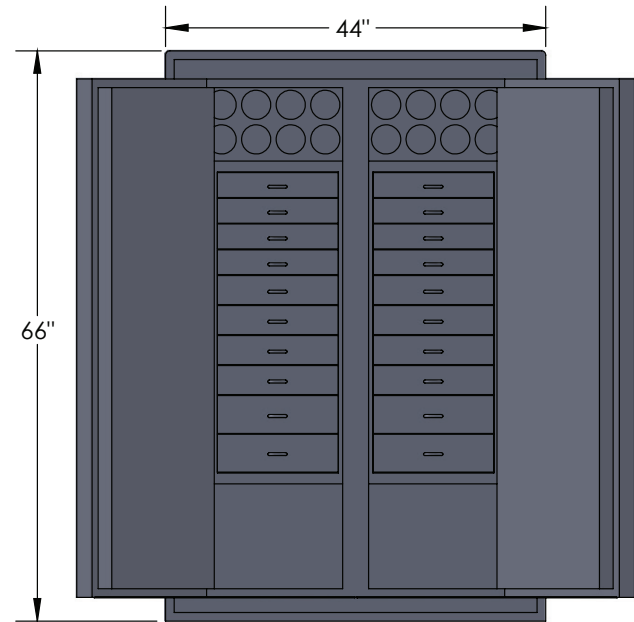
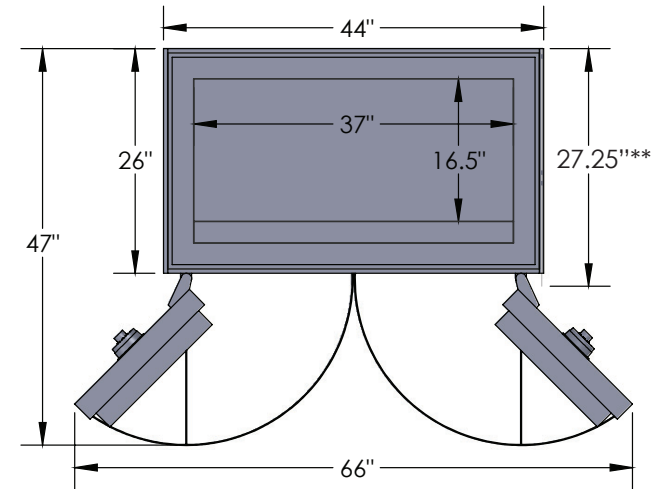
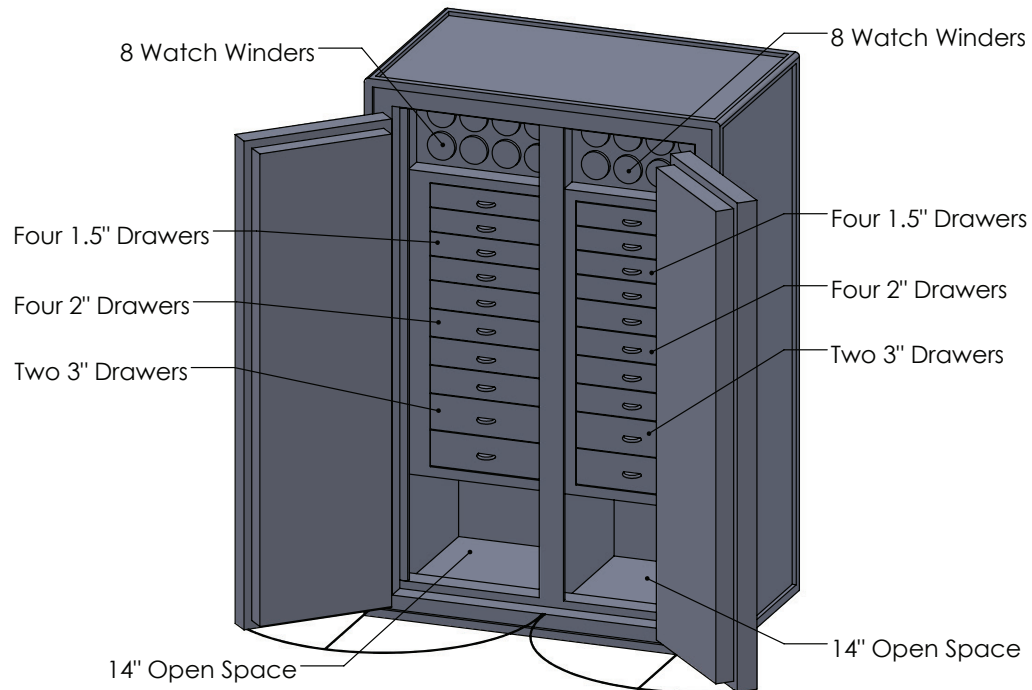
6037 TL-15 COM Interior Config. #2

BROWN SAFE

760.233.2293 | Sales@BrownSafe.com

Features & Specifications:

Interior Dimensions	60"H x 37"W x 16.5"D
Exterior Dimensions	66"H x 44"W x 27.25"D*
Inside Drawer Dimensions	12 ¾"W x 13"D
Capacity in Cubic Ft.	21
Weight	2,639 LBS
Watch Winders	Sixteen
Drawer Configuration	Eight 1.5" Drawers Eight 2" Drawers Four 3" Drawers
Open Space	14" Each Side



** Total depth including lock & handle.

Note: Please add 1" to all exterior dimensions to allow for installation.